

# CompX Regulator AT

## Keyless locking now with Audit Trail!

Provides 1,500 event audit trail • 20 users per lock • Micro USB port • Excel-based

**Electronic push button cabinet locks** can be installed easily on new or retrofit applications.



Regulator AT  
with self-locking



Regulator AT  
with manual locking

Self-locking and manual locking are available on both vertical and horizontal versions of Regulator AT.

Having an audit trail report available provides accountability and complete access control.

Regulator AT is available in two versions: **self-locking** and **manual locking**.

**Self-locking** features **SlamCAM\***, a spring loaded latch, which allows the user simply to close the cabinet door or drawer – no need to return the knob to the locked position.

**Manual locking** version requires users to rotate the knob into the unlocked and locked positions. Cannot be programmed for shared use mode.

.....

#### Applications:

- ◆ cabinet doors or drawers
- ◆ storage enclosures
- ◆ file cabinets
- ◆ computer server racks

\* Patented.


### Programming Regulator AT

- ◆ Programming must be done in ActiveTrack, a one-time download Excel spreadsheet (no need for proprietary devices); programming cannot be done at the unit
  - 1) Connect the Regulator AT to the PC via USB cable (not included)
  - 2) Open the ActiveTrack Excel spreadsheet; this is where users and databases are programmed and managed
  - 3) Connect to lock
  - 4) Begin adding users and PINs
- ◆ Each Regulator AT is capable of holding up to 20 unique codes (4 - 8 digits)

### Download audit trail

- 1) Connect the Regulator AT to the PC via USB cable (USB A to micro USB; not included)
- 2) Click Download Audit Trail button
- 3) Save File As box will appear
- 4) Rename this file (if required) and choose the desired location and click Save

#### Minimum Requirements:


Windows 7  
 Microsoft Excel 2007   
 USB cable required (not included) for connection to spreadsheet

### Regulator AT is easy to use

- ◆ Provides 1,500 event rolling audit trail
- ◆ Available in two versions – self-locking featuring SlamCAM and manual locking

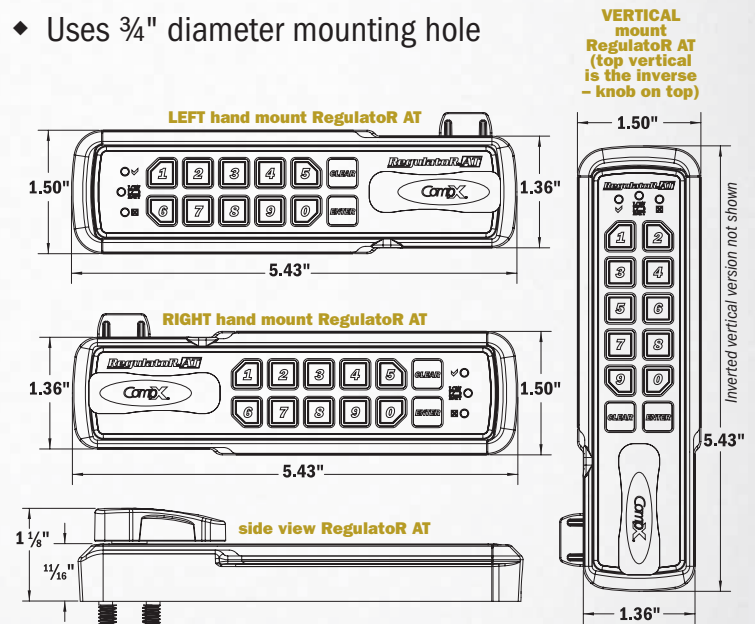
### Regulator AT is easy to maintain

- ◆ 75,000 cycles; extended battery life reduces replacement and labor/maintenance costs
- ◆ Battery compartment is easily accessible from the **outside** of the cabinet
- ◆ Low battery indicator
- ◆ Non-volatile memory retains codes during battery replacement



### Regulator AT is easy to install

- ◆ Four different keypad configurations: left and right hand, vertical and top vertical
- ◆ Install on new or retrofit applications
- ◆ Uses 3/4" diameter mounting hole



**Note: location of door hinges determines hand of door when facing door, i.e. if hinges are on the right, order right hand mount.**